

RELY ON EXCELLENCE

## HGH201

Mechanical Seals | Mechanical seals for pumps | Split seals



### Features

- For plain shafts (HGH201)
- Semi split single seal
- Multiple springs rotating
- Balanced
- Independent of direction of rotation
- Unsplit as original equipment (HGH200)
- Cartridge available (based on HGH210)
- Variant for stepped shafts available (HGH211)
- Splitted seal parts:  
sliding faces and O-rings

### Advantages

- Economical: no complete dismantling of pump necessary
- Reduction of down-times and installation times
- Springs are protected from the product
- Rugged seal design
- Split seat can be used on both sides

### Operating range

Shaft diameter:  
d1 = 50 ... 310 mm (2" ... 12.20")  
(larger diameters on request)  
Pressure: p1 = 25 bar (363 PSI)  
Temperature: t1 = 150 °C (302 °F)  
Sliding velocity: v<sub>g</sub> = 20 m/s (66 ft/s)  
Axial movement: ±2.0 mm

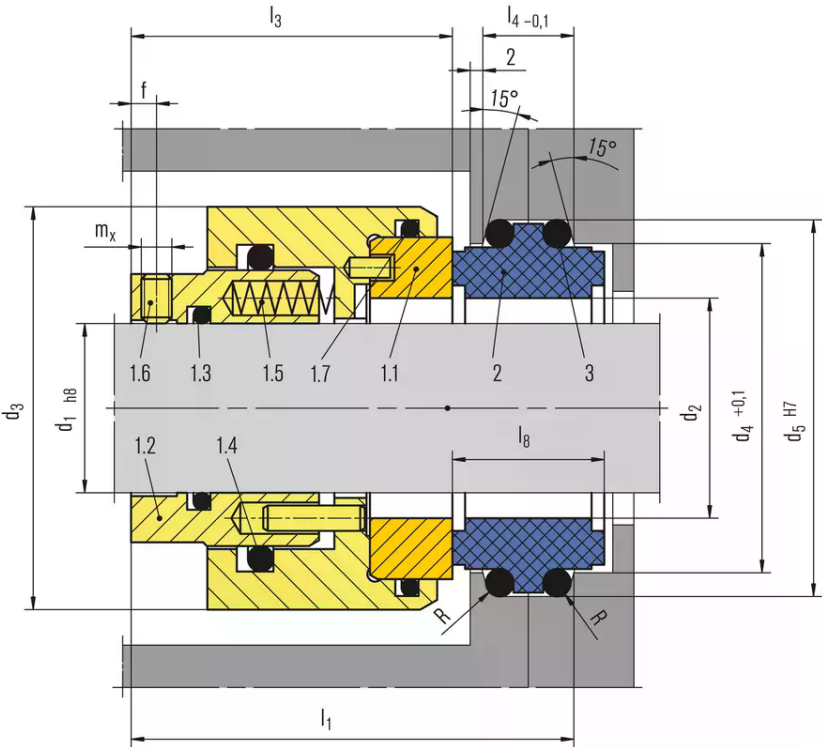
### Materials

Seal face: Silicon carbide (Q1, Q2)  
Seat: Silicon carbide (Q1, Q2), Carbon graphite  
antimony impregnated (A), Carbon graphite  
resin impregnated (B)  
Secondary seals:  
FKM (V), EPDM (E), NBR (P)  
Metal parts: CrNiMo steel (G)

### Recommended applications

- Sea water desalination
- Pulp with up to 5 % fiber content
- Water and waste water technology
- Power plant technology
- Shipbuilding
- Pulp and paper industry
- CCUS
- Power generation
- Water turbines
- Chest agitators
- Stern tubes
- Cooling water pumps
- Gears
- Defibrators
- Storage pumps

RELY ON EXCELLENCE

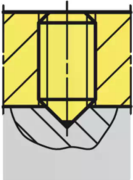


Item	Description
1.1	Seal face1)
1.2	Driver collar
1.3	O-Ring1)
1.4	O-Ring1)
1.5	Spring
1.6	Set screw
1.7	O-Ring1)
2	Stationary seat1)
3	O-Ring1)

1) For disassembly of unsplit seal faces, seats and O-Ring these should be broken or cut.

Torque transmissions

$d1 \geq 105 \text{ mm}$   
 Set screws with cone points 4 x offset by 90°



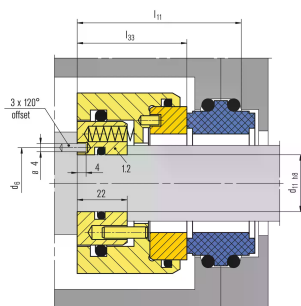
RELY ON EXCELLENCE

## Product variants

### HGH211

Dimensions, items and descriptions as HGH201. Item 1.2 driver collar is modified for securing on stepped shafts.

For first fit the seal comes unsplit: Designation HGH210.

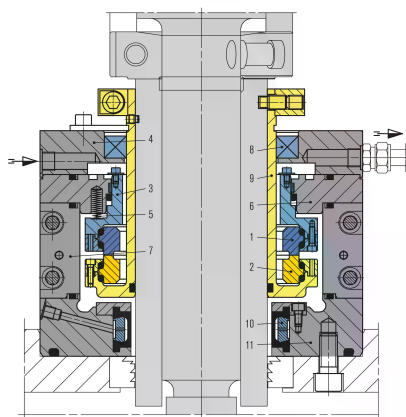


### HGH300S1

Stationary design.

For first fit the seals come with unsplit sliding faces and O-rings. Seal face also available in carbon graphite resin impregnated (B).

Dimensions on request.



#### Item Description

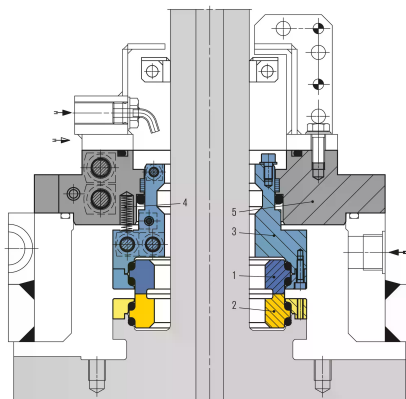
- 1 Seal face
- 2 Seat
- 3, 4 Adapter
- 5 Spring
- 6 Cover
- 7 Housing
- 8 Packing
- 9 Shaft sleeve
- 10 Pneumostop
- 11 Flange

### VGH300S1

Fully split seal based on HGH. Stationary design with rotating seat. To make a straightforward installation possible, all parts of the seal are split.

#### Item Description

- 1 Seal face
- 2 Seat
- 3 Adapter
- 4 Spring
- 5 Cover



## RELY ON EXCELLENCE

### Dimensions

d <sub>1</sub>	d <sub>11</sub>	d <sub>2</sub>	d <sub>3</sub>	d <sub>4</sub>	d <sub>5</sub>	d <sub>6</sub>	l <sub>1</sub>	l <sub>11</sub>	l <sub>3</sub>	l <sub>33</sub>	l <sub>4</sub>	l <sub>8</sub>	R	f	m <sub>x</sub>
50	40	60	95	80.5	89.6	55	95.3	75.3	70	50	18.8	31.8	2.5	6	M8
55	45	65	100	85.5	94.6	60	95.3	75.3	70	50	18.8	31.8	2.5	6	M8
60	50	70	105	90.5	99.6	65	95.3	75.3	70	50	18.8	31.8	2.5	6	M8
65	55	75	110	95.5	104.6	70	95.3	75.3	70	50	18.8	31.8	2.5	6	M8
70	60	80	115	100.5	109.6	75	95.3	75.3	70	50	18.8	31.8	2.5	6	M8
75	65	85	120	105.5	114.6	80	95.3	75.3	70	50	18.8	31.8	2.5	6	M8
80	70	90	125	110.5	119.6	85	95.3	75.3	70	50	18.8	31.8	2.5	6	M8
85	75	95	130	115.5	124.6	90	95.3	75.3	70	50	18.8	31.8	2.5	6	M8
90	80	100	135	120.5	129.6	95	95.3	75.3	70	50	18.8	31.8	2.5	6	M8
95	85	105	140	125.5	134.6	100	95.3	75.3	70	50	18.8	31.8	2.5	6	M8
100	90	110	145	130.5	139.6	105	95.3	75.3	70	50	18.8	31.8	2.5	6	M8
105	95	115	150	135.5	144.6	110	95.3	75.3	70	50	18.8	31.8	2.5	6	M8
110	100	120	155	140.5	149.6	115	95.3	75.3	70	50	18.8	31.8	2.5	6	M8
115	105	125	160	145.5	154.6	120	95.3	75.3	70	50	18.8	31.8	2.5	6	M8
120	110	130	165	150.5	159.6	125	95.3	75.3	70	50	18.8	31.8	2.5	6	M8
125	115	135	170	155.5	164.6	130	95.3	75.3	70	50	18.8	31.8	2.5	6	M8
130	120	140	175	160.5	169.6	135	95.3	75.3	70	50	18.8	31.8	2.5	6	M8
135	125	145	180	165.5	174.6	140	95.3	75.3	70	50	18.8	31.8	2.5	6	M8
140	130	150	185	170.5	179.6	145	95.3	75.3	70	50	18.8	31.8	2.5	6	M8
145	135	155	190	175.5	184.6	150	95.3	75.3	70	50	18.8	31.8	2.5	6	M8
150	140	160	195	180.5	189.6	155	95.3	75.3	70	50	18.8	31.8	2.5	6	M8
155	145	165	200	185.5	194.6	160	95.3	75.3	70	50	18.8	31.8	2.5	6	M8
160	150	170	205	190.5	199.6	165	95.3	75.3	70	50	18.8	31.8	2.5	6	M8
165	155	175	210	195.5	204.6	170	95.3	75.3	70	50	18.8	31.8	2.5	6	M8
170	160	180	215	200.5	209.6	175	95.3	75.3	70	50	18.8	31.8	2.5	6	M8
175	165	185	220	205.5	214.6	180	95.3	75.3	70	50	18.8	31.8	2.5	6	M8
180	170	192	225	212.5	224.6	185	104.2	84.2	72	52	26.4	38.0	3.5	6	M8
185	175	197	230	217.5	229.6	190	104.2	84.2	72	52	26.4	38.0	3.5	6	M8
190	180	202	235	222.5	234.6	195	104.2	84.2	72	52	26.4	38.0	3.5	6	M8
195	185	207	240	227.5	239.6	200	104.2	84.2	72	52	26.4	38.0	3.5	6	M8
200	190	212	245	232.5	244.6	205	109.2	84.2	77	52	26.4	38.0	3.5	6	M10
205	195	217	255	237.5	249.6	210	109.2	84.2	77	52	26.4	38.0	3.5	8	M10
210	200	222	260	242.5	254.6	215	109.2	84.2	77	52	26.4	38.0	3.5	8	M10
220	210	232	270	252.5	264.6	225	109.2	84.2	77	52	26.4	38.0	3.5	8	M10
230	220	242	280	262.5	274.6	235	109.2	84.2	77	52	26.4	38.0	3.5	8	M10
240	230	252	290	272.5	284.6	245	109.2	84.2	77	52	26.4	38.0	3.5	8	M10
250	240	262	300	282.5	294.6	255	109.2	84.2	77	52	26.4	38.0	3.5	8	M10
260	250	272	310	295.5	307.6	265	109.2	84.2	77	52	26.4	38.0	3.5	8	M10
270	260	282	320	305.5	317.6	275	109.2	84.2	77	52	26.4	38.0	3.5	8	M10
280	270	292	330	315.5	327.6	285	109.2	84.2	77	52	26.4	38.0	3.5	8	M10
290	280	302	340	325.5	337.6	295	109.2	84.2	77	52	26.4	38.0	3.5	8	M10
300	290	312	350	335.5	347.6	305	109.2	84.2	77	52	26.4	38.0	3.5	8	M10
310	300	322	360	345.5	357.5	315	109.2	84.2	77	52	26.4	38.0	3.5	8	M10

Dimensions in Millimeter