

RELY ON EXCELLENCE

M2N

Mechanical Seals | Mechanical seals for pumps | Pusher seals



Features

- For plain shafts
- Single seal
- Unbalanced
- Conical spring rotating
- Dependent on direction of rotation

Advantages

- Economical seal solution
- No damage of the shaft by set screws
- Short installation length possible (G16)

Operating range

Shaft diameter:
d1 = 6 ... 38 mm (0.25" ... 1.5")
Pressure: p1 = 10 bar (145 PSI)
Temperature:
t = -20 °C ... 140 °C
(-4 °F ... 355 °F)
Sliding velocity:
vg = 15 m/s (50 ft/s)
Axial movement: ±1.0 mm

Materials

Seal face: Carbon graphite resin impregnated (B)
Seat G9: Silicon carbide (Q1, Q2),
Special cast CrMo steel (S), Aluminium oxide (V)

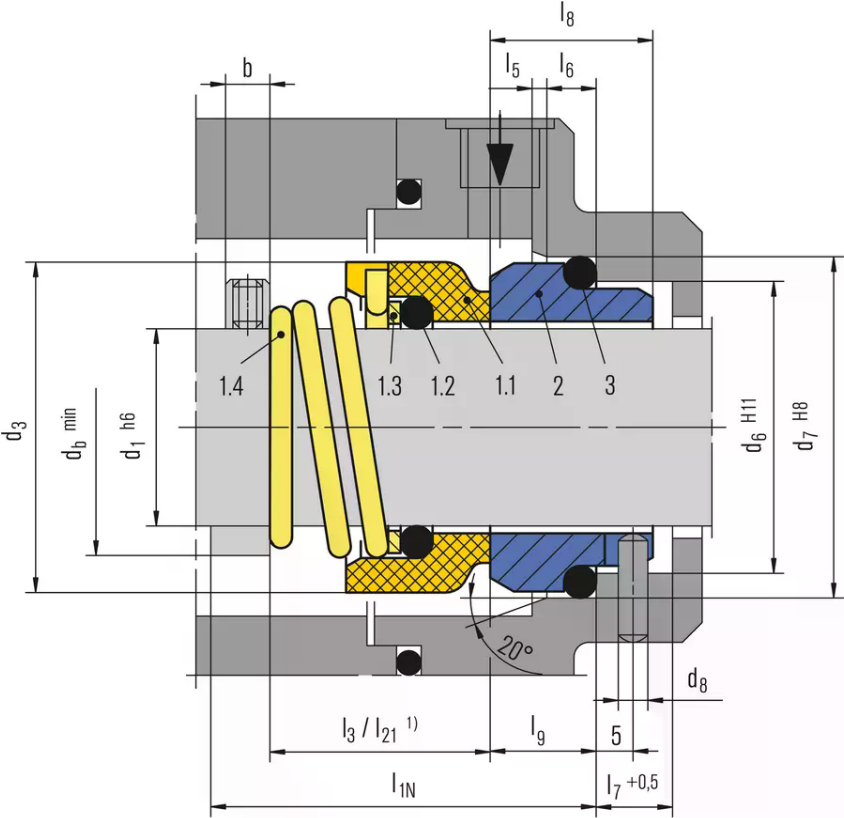
Standards and approvals

- EN 12756

Recommended applications

- Pulp and paper industry
- Water and waste water technology
- Building services industry
- Water pumps
- Heating circulation pumps

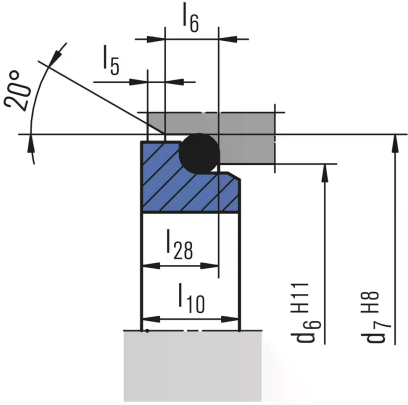
RELY ON EXCELLENCE



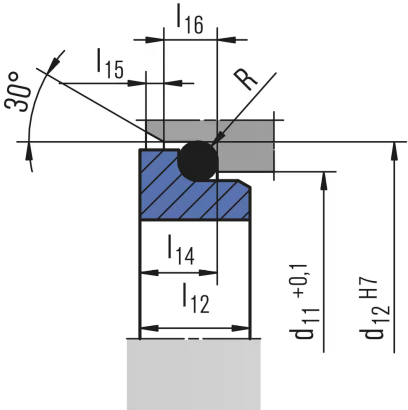
Item	Part no. to DIN 24250	Description
1.1	472	Seal face
1.2	412.1	O-Ring
1.3	474	Thrust ring
1.4	478	Righthand spring
1.4	479	Lefthand spring
2	475	Seat (G9)
3	412.2	O-Ring

RELY ON EXCELLENCE

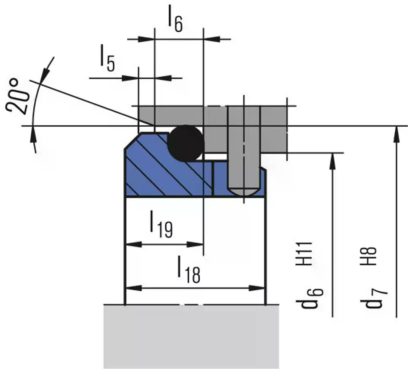
Seat alternatives



G6 (EN 12756)



G4



G16 (EN 12756)

RELY ON EXCELLENCE

Product variants

M2

Rotating unit M2 with seat G4 or G16 (shorter installation length).

Seal face:

Carbon graphite resin impregnated (B)

Seat G4:

Silicon carbide (Q1), Special cast CrMo steel (S)

Seat G16:

Silicon carbide (Q1, Q2), Special cast CrMo steel (S), Aluminium oxide (V)

M2N4

Rotating unit M2 with seat G6.

Seal face:

Carbon graphite resin impregnated (B)

Seat G6:

Silicon carbide (Q1), Special cast CrMo steel (S)

Dimensions

d ₁	d ₃	d ₆	d ₇	d ₈	d ₁₁	d ₁₂	d _b	d _b	l ₃₁	l ₅	l ₆	l ₇	l ₈	l ₁₀	l ₁₂	l ₁₄	l ₁₅	l ₁₆	l ₁₈	l ₁₉	l ₂₁	l ₂₈	b	R
6	15	-	-	-	11.8	16.0	8	-	-	-	-	-	-	-	6.5	5.6	1.2	3.8	-	-	10.9	-	-	1.2
8	18	-	-	-	15.5	19.2	11	-	-	-	-	-	-	-	8.0	7.0	1.2	3.8	-	-	15.5	-	-	1.2
10	20	17	21	3	15.5	19.2	13	40	17.5	1.5	4	8.5	17.5	7.5	7.5	6.6	1.2	3.8	-	-	15.9	6.6	8	1.2
12	22	19	23	3	17.5	21.6	16	40	17.5	1.5	4	8.5	17.5	7.5	8.0	7.0	1.2	3.8	-	-	16.0	6.6	8	1.2
14	25	21	25	3	20.5	24.6	18	40	17.5	1.5	4	8.5	17.5	7.5	8.0	7.0	1.2	3.8	-	-	16.0	6.6	8	1.2
15	27	-	-	-	20.5	24.6	19	-	-	-	-	-	-	-	7.5	6.6	1.2	3.8	-	-	17.4	-	-	1.2
16	27	23	27	3	22.0	28.0	21	40	19.5	1.5	4	8.5	17.5	7.5	8.5	7.5	1.5	5.0	-	-	19.0	6.6	8	1.5
18	30	27	33	3	24.0	30.0	23	45	20.5	2.0	5	9.0	19.5	8.5	9.0	8.0	1.5	5.0	15	7	20.5	7.5	8	1.5
20	32	29	35	3	29.5	35.0	26	45	22.0	2.0	5	9.0	19.5	8.5	8.5	7.5	1.5	5.0	15	7	22.0	7.5	8	1.5
22	35	31	37	3	29.5	35.0	28	45	23.5	2.0	5	9.0	19.5	8.5	8.5	7.5	1.5	5.0	15	7	23.5	7.5	8	1.5
24	38	33	39	3	32.0	38.0	30	50	25.0	2.0	5	9.0	19.5	8.5	8.5	7.5	1.5	5.0	15	7	25.0	7.5	8	1.5
25	40	34	40	3	32.0	38.0	31	50	26.5	2.0	5	9.0	19.5	8.5	8.5	7.5	1.5	5.0	15	7	26.5	7.5	8	1.5
26	41	-	-	-	34.0	40.0	32	-	-	-	-	-	-	-	9.0	8.0	1.5	5.0	-	-	26.5	-	-	1.5
28	43	37	43	3	36.0	42.0	35	50	26.5	2.0	5	9.0	19.5	8.5	10.0	9.0	1.5	5.0	15	7	26.5	7.5	8	1.5
30	47	-	-	-	39.2	45.0	37	-	-	-	-	-	-	-	11.5	10.5	1.5	5.0	15	7	25.0	-	-	1.5
32	48	-	-	-	42.2	48.0	39	-	-	-	-	-	-	-	13.0	10.5	1.5	5.0	15	7	28.5	-	-	1.5
35	53	-	-	-	46.2	52.0	43	-	-	-	-	-	-	-	13.5	11.0	1.5	5.0	15	7	28.5	-	-	1.5
38	56	-	-	-	49.2	55.0	47	-	-	-	-	-	-	-	13.0	10.3	1.5	5.0	16	8	32.0	-	-	1.5

Dimensions in Millimeter 1) l~3~ valid for M2N, l~21~ valid for M2