


RELY ON EXCELLENCE

ERB

Mechanical Seals | Agitator seals | Liquid lubricated seals



Features

- Cartridge unit
- Double seal with integrated bearing
- Unbalanced
- Independent of direction of rotation

Notes

Options:
Cooling jacket on the vessel side flange. Please inquire.

Advantages

- Ready-to-fit and factory-tested units
- Available with or without bearing
- Suitable for standardizations
- Balanced seal can be applied at high pressure

Operating range

Pressure: $p = \text{vacuum} \dots 10 \text{ bar (145 PSI)}$
Temperature:
 $t = -30 \text{ °C} \dots +200 \text{ °C (-22 °F} \dots +392 \text{ °F)}$
Rotational speed: = max. 200 min⁻¹
Axial movement: max. 0.3 mm

! It should be noted that the extremal values of each operating parameter cannot be applied at the same time because of their interaction.

Materials

Diameter 50 ... 100 mm:
Seal faces: Carbon graphite resin impregnated(B)
Seat: Silicon carbide (Q1), Tungsten carbide (U1), chromium oxide coated

Diameter 110 ... 200 mm:
Seal faces: Silicon carbide (Q1), Tungsten carbide(U1), chromium oxide coated
Seats: Carbon graphite resin impregnated (B), Silicon carbide (Q1), Tungsten carbide (U1)

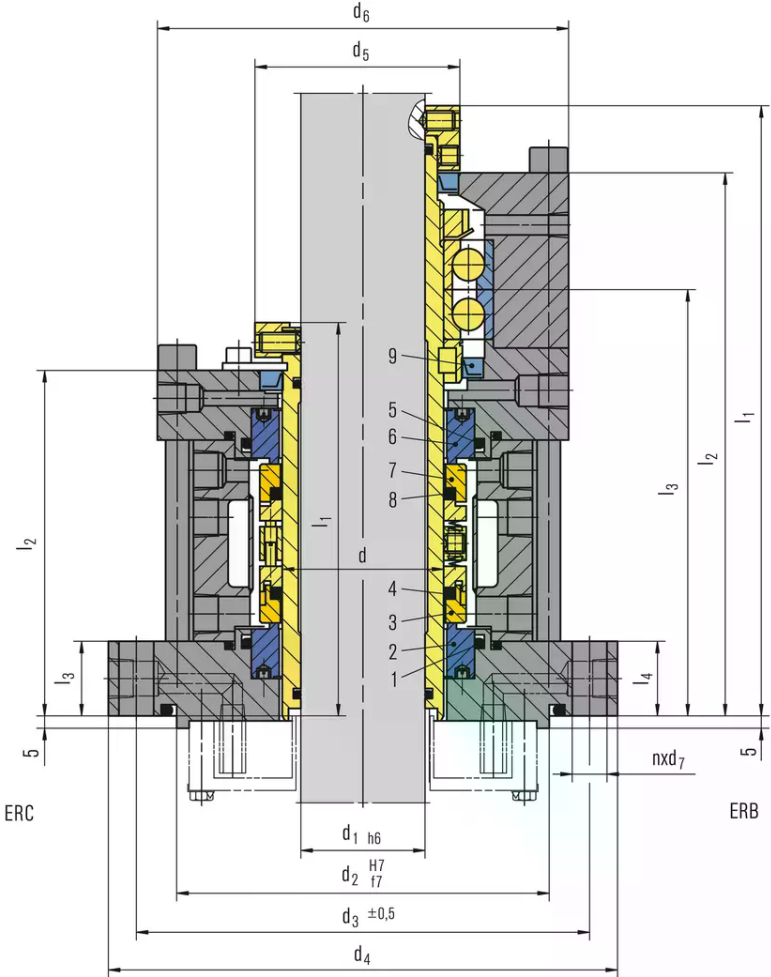
Standards and approvals

- Compliant to TA Luft (German Clean Air Act)

Recommended applications

- Chemical industry
- Food and beverage industry
- Reactors
- Polymerization agitators
- Mixers

RELY ON EXCELLENCE



Item	Description
1, 4, 5, 8	O-Ring
2, 6	Seat
3, 7	Seal face
9	Shaft seal

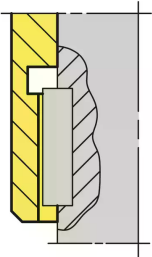
RELY ON EXCELLENCE

Torque transmissions

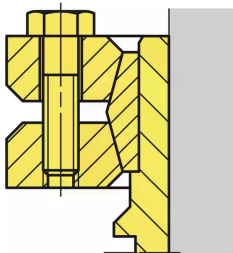
Set screw with cone point
for diameter $d_1 > 120$ mm and/or vessel pressure $p > 1$ barg



Drive key



Shrink disk



RELY ON EXCELLENCE

Product variants

ERC

Double seal without bearing.

ERA

Double seal integrated shaft and bearing.

ERD

Single seal integrated shaft and bearing.

ERE

Single seal integrated bearing.

ERG

Double seal with integrated bearing. For glass-lined vessels.

RELY ON EXCELLENCE

Dimensions

d	d ₁	d ₂	d ₃	d ₄	d ₅	d ₆	d ₇	l ₁	l ₂	l ₃	l ₄	n	Bearing Type
50	35	135	170	195	61	134	14	268	237	185	30	8	#7210ADB
60	45	145	180	205	75	144	14	283	252	197	30	8	#7212ADB
70	55	155	190	215	85	154	14	293	262	205	30	8	#7014ADB
80	65	165	200	225	95	164	14	303	272	207	30	8	#7016ADB
90	75	175	210	235	105	174	14	323	287	219	30	8	#7018ADB
100	85	185	220	245	115	184	14	323	287	219	30	8	#7020ADB
110	95	205	240	265	125	218	14	33	291	216	30	8	#7022ADB
120	105	215	261	289	135	235	19	371	309	233	35	12	#7024ADB
130	110	225	271	299	145	245	19	364	322	238	35	12	#7026ADB
140	120	235	281	309	159	255	19	369	322	238	35	12	#7028ADB
150	130	280	335	375	169	295	23	424	377	288	45	12	#7030ADB
160	140	290	345	385	179	305	23	433	386	291	45	12	#7032ADB
170	150	300	355	395	189	315	23	452	400	295	45	12	#7034ADB
180	160	310	365	405	199	328	23	458	406	299	45	12	#7036ADB
190	170	320	375	415	209	338	23	473	416	309	45	12	#7038ADB
200	180	330	390	430	219	358	23	483	426	312	45	12	#7040ADB

ERB - Dimensions in millimeter

d	d ₁	d ₂	d ₃	d ₄	d ₅	d ₆	d ₇	l ₁	l ₂	l ₃	n
50	35	135	170	195	66	134	14	162	144	30	8
60	45	145	180	205	76	144	14	175	157	30	8
70	55	155	190	215	86	154	14	186	168	30	8
80	65	165	200	225	96	164	14	186	168	30	8
90	75	175	210	235	110	174	14	198	178	30	8
100	85	185	220	245	120	184	14	198	178	30	8
110	95	205	240	265	130	218	14	200	173	30	8
120	105	215	261	289	140	235	19	217	190	35	12
130	110	225	271	299	154	245	19	222	190	35	12
140	120	235	281	309	164	255	19	222	190	35	12
150	130	280	335	375	174	295	23	261	229	45	12
160	140	290	345	385	184	305	23	263	231	45	12
170	150	300	355	395	194	315	23	263	231	45	12
180	160	310	365	405	204	328	23	263	231	45	12
190	170	320	375	415	214	338	23	273	241	45	12
200	180	330	390	430	224	358	23	277	245	45	12

ERC - Dimensions in millimeter