


RELY ON EXCELLENCE

SeccoMix 461

Mechanical Seals | Agitator seals | Dry running seals



Features

- For top entry drives
- For glass-lined vessels acc. to DIN resp. Non-DIN
- Dry running
- Nitrogen pressurized dual seal
- Balanced
- Multiple springs rotating
- Independent of direction of rotation

Notes

Options:

- Cooling or heating flange

Advantages

- Ready-to-fit and factory-tested unit
- With or without bearing available
- Suitable for pressure reversal e.g. in case of barrier pressure failure
- No contamination of the product by barrier fluid
- Friction-locked connection to the shaft
- Connections to DIN 28138 standards or as required (SeccoMix 491)
- ATEX certification available on request
- The seal can be lifted off the glass-lined flange as a complete cartridge. The sensitive glass-lined basic flange remains mounted on the vessel.

Operating range

Shaft diameter:

$d1 = 40 \dots 160 \text{ mm (1.57" } \dots 6.3\text{")}$

Pressure: $p1 = \text{vacuum } \dots 6 \text{ bar (87 PSI)}$

Temperature: $t1 = -20 \text{ }^\circ\text{C } \dots +200 \text{ (250}^*\text{)} \text{ }^\circ\text{C}$
 $(-4 \text{ }^\circ\text{F } \dots +392 \text{ (482}^*\text{)}) \text{ }^\circ\text{F}$

Sliding velocity: $v_g = 0 \dots 2 \text{ m/s (0 } \dots 6 \text{ ft/s)}$

For applications beyond this range, please inquire.

* with cooling flange

! It should be noted that the extremal values of each operating parameter cannot be applied at the same time because of their interaction.

Materials

Seal face: Carbon graphite, FDA conform

Seat: Silicon carbide, FDA conform

Secondary seals and metal parts according to application and customer's specifications.

Standards and approvals

- FDA
- ATEX
- DIN 28138 (mechanical seals for agitator shafts)
- DIN 28136 T3 (for glass-lined vessels)
- DIN 28137 T2 (flange connection for glass-lined vessels)
- DIN 28159 (shaft end for glass-lined vessels)
- TA-Luft-konform

Recommended applications

- Refining technology
- Petrochemical industry
- Chemical industry
- Pharmaceutical industry
- Food and beverage industry
- Agitators
- Mixers
- Reactors

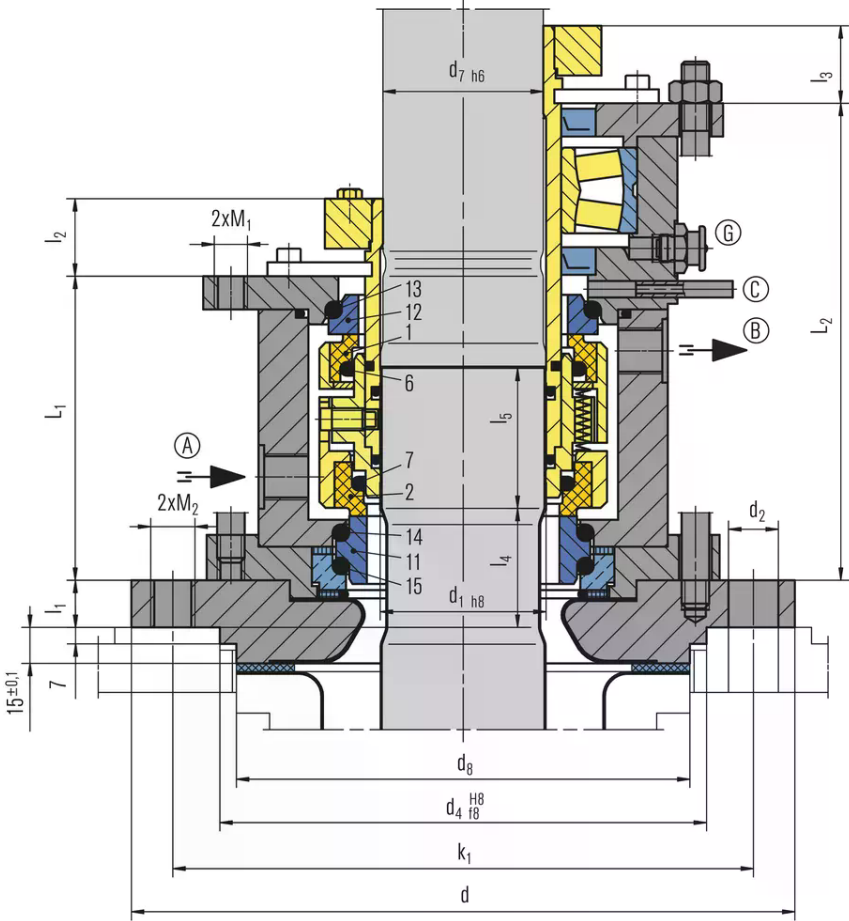
Recommended piping plans

Gas supply

EagleBurgmann GSS4015/A400-D0

for double seals SeccoMix 461...D..

RELY ON EXCELLENCE

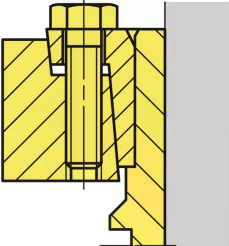


Item	Description
1	Seal face, atmosphere side
2	Seal face, product side
6, 7, 13, 14, 15	O-Ring
11	Seat, product side
12	Seat, atmosphere side

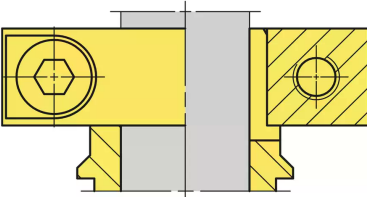
RELY ON EXCELLENCE

Torque transmissions

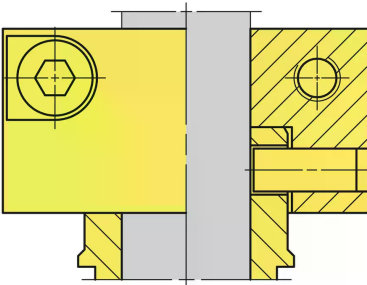
Shrink disk



Clamping ring

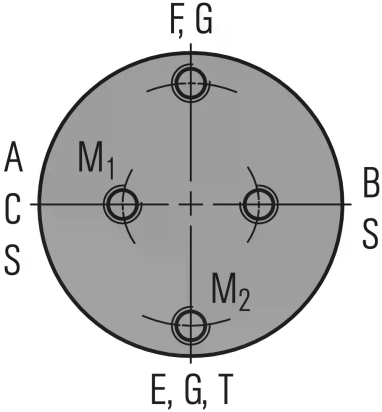


Clamping ring with pin



RELY ON EXCELLENCE

Installation, details, options

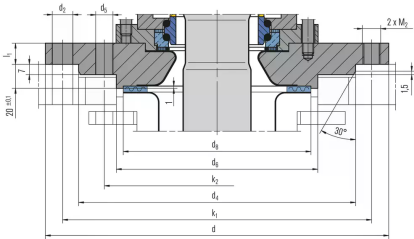


Supply connections

Designation and positions acc. to DIN 28138 T3.

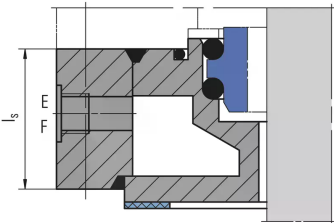
- A Barrier gas IN
- B Barrier gas OUT
- C Drainage
- E Cooling IN
- F Cooling OUT
- G Grease
- S Flush
- T Temperature metering

Flange connection acc. to DIN 28137 T2.



Cooling flange

Can be used alternatively as a heating flange.



RELY ON EXCELLENCE

Product variants

SeccoMix 461-D

Dual seal

SeccoMix 461L-D

Dual seal with integrated floating bearing.

SeccoMix 491

Seal designation for adaptations beyond DIN (e.g. unstepped shaft).

Dimensions

d ₁)	d ₇)	Nominal size	Flange size ²⁾	d	nxd ₂	d ₄	nxd ₅	d ₆	d ₇	k ₁	k ₂	L ₁	L ₂	l ₁	l ₂	l ₃	l ₄	l ₅	M ₁	M ₂	A, B
40	38	40	E125	175	4x18	110	-	-	102	145	-	142	184	25	35	28	50	50	M12	M16	G3/8
50	48	50	E200	240	8x18	176	-	-	138	210	-	147	195	25	40	28	50	50	M12	M16	G3/8
60	58	60	E250	275	8x22	204	-	-	188	240	-	158	203	25	42	28	50	60	M12	M20	G3/8
80	78	80	E300	305	8x22	234	-	-	212	270	-	170	240	30	45	34	60	60	M16	M20	G1/2
100	98	100	E400	395	12x22	313	-	-	268	350	-	177	240	30	52	34	60	60	M16	M20	G1/2
100	98	100	E500	395	12x22	313	-	-	268	350	-	177	240	30	52	34	60	60	M16	M20	G1/2
125	120	125	E700	505	4x22	422	12x22	320	306	460	350	208	266	30	75	40	60	80	M20	M20	G1/2
140	135	140	E700	505	4x22	422	12x22	320	306	460	350	223	282	30	79	40	60	80	M20	M20	G1/2
160	150	160	E700	505	4x22	422	12x22	320	306	460	350	228	282	30	77	40	60	85	M20	M20	G1/2
160	150	160	E900	505	4x22	422	12x22	320	306	460	350	228	282	30	77	40	60	85	M20	M20	G1/2
160	150	161	E901	565	4x26	474	12x22	370	356	515	400	228	282	30	77	40	60	85	M20	M20	G1/2

Dimensions in millimeter 1) Shaft diameters d₁~ and d₇~ to DIN 28159 2) Flange size to DIN 28137 T2